

PROJECT:

LOCATION:

ENGINEER:

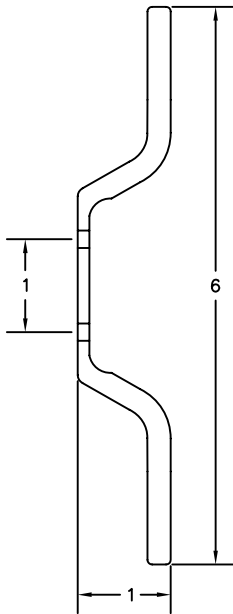
SALES ENGINEER:

ARCHITECT:


CONTRACTOR:

DATE:

WALL CLEAT (WC)



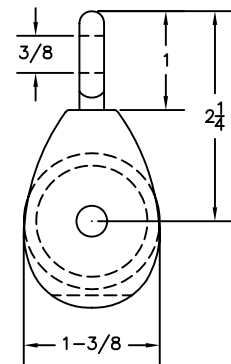
S-HOOK (SH)



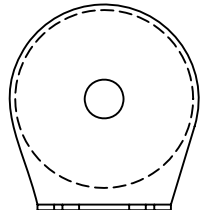
THIMBLE (TH)



CEILING PULLEY (CP)



WALL PULLEY (WP)



CABLE CLAMP (CC)



CABLE (CAB)



ROPE (ROPE)



SASH CHAIN (SCHN)



50 FT. – 1/8" DIA. 7x19 STRAND
GALVANIZED AIRCRAFT CABLE
OPTION: 1/32" PLASTIC COATING

1/4" DIAMOND BRAID NYLON
390 LB BREAKING STRENGTH

#35 SASH CHAIN
(OPTIONAL)

SCHEDULE

ITEM	QTY	MODEL	CAB/ ROPE	AMT (FT)	CP	WP	WC	SH	TH	CC
		MKC	CAB	50	2	–	1	2	1	2
		MKR	ROPE	50	2	–	1	2	1	2

NOTES

PULLEYS AND WALL CLEAT – TENZALLOY
LIFTING RING, S-HOOK, CABLE CLAMP, AND THIMBLE – STEEL
ALTERNATE CONFIGURATIONS AVAILABLE UPON REQUEST